



The Trillium

VOLUME 16, ISSUE 3
MAY-JUNE
2006

Piedmont Chapter
North American Rock Garden Society
Chapel Hill, Durham, Raleigh, NC

Enhancing A Treasure of Trees

Massive tulip poplar and Loblolly pine have been honored in my wooded garden located in rural Apex, NC. Triassic basin soil supports a typical piedmont forest of oak, sweet gum, maple, elm, black gum, sassafras and dogwood. The land drops from Kelly Road toward a farm lake behind the property and is fed by cooling underground springs. The natural springs and a NW facing slope contribute to constant and plentiful cool air movement. We purchased the property in November of 1991 but I didn't start designing until 1992.

The real garden building began 3 years earlier with a previous owner's program of clearing the woodland floor and thinning the trees. Many woodland gardens have been started this way. The two that come to mind are the Blomquist Garden at Sarah P. Duke Gardens in Durham, NC, begun by the late Ed Steffik, and the Shade Garden at the Juniper Level Botanical Garden in Raleigh NC by Tony Avent and a goat.

With a clean slate on the forest floor and a frame of nicely thinned trees my work was made easy. I used the winter months for path building and spring and summer to further shape the native trees. Fall of course was planting time. The acidic tobacco farm soils (pH 4.9 in places) dictated plant choices with many successes as well as unfortunate failures. Sun and shade conditions encircling the house have also been challenging. Two of the most difficult have been finding plants that will adapt to cool morning shade and hot drying afternoon sun. The front courtyard microclimate is also compounded by rising ground moisture. Bog and riparian plants seem to do the best in this entrance garden. As for the surrounding woodland it has been a joy to mix native and ornamental plants that enhance the natural beauty of the trees and terrain.

I would say the style of this garden is "cottage." I grow what pleases me in a broad textural feast for the eye. One of my favorite comments about plant combinations here was from my brother who said on a particularly beautiful summer day, "I never knew there were so many colors of green." Color from flowers are a surprise bonus, not the focus. I also consider this garden a collection of 'spaces.' Human scale rooms are connected by transitional paths that widen and narrow; change in elevation and have carefully crafted and planted edges. The curious rambler will discover a sunken wall and terrace; moss paths and clearings;

(Continued on page 5)

Speaker Lineup

April 16, 2006 (Easter Weekend)

John Lonsdale

Exton, Pennsylvania

"Pushing the Limits: Growing
Challenging Plants in the
Open Garden"

May 6, 2006 (noon)

Spring Picnic

Garden of Suzanne Edney
Apex, N.C.

DIRECTIONS TO THE PICNIC

From the intersection of Rt.55
South and Rt.64 West.


Take RT. 64 West toward
Jordan Lake and Pittsboro, to the
second right, which is Kelly Road
(about 2 miles.)


Follow Kelly for less than a mile
to the last house on the left. It is
before the stop sign at Green
Level Church Road.

Please park in the drive or on the
street on the house side of Kelly
Road.

Call 919-387-1479 if needed.

GARDEN OF SUZANNE EDNEY







Piedmont Chapter NARGS Program Fall 2006-Spring 2007

August 5, 2006

Plant Propagation Workshop (Raleigh)
Taught by Todd Lasseigne
Registration and fee required (\$30)
Limited to ten registrants
All materials supplied

September 16, 2006 - Chapter Plant Sale

Frank Hyman
Writer and Gardener
Durham, N.C.
“Not Under the Tuscan Sun: Mediterranean Gardens in the Piedmont”

October 21, 2006

Linda Copeland
Author and Gardener
Atlanta, Ga.
“Legends in the Garden: Who in the World is Nellie Stevens”

November 18, 2006

Cliff Parks
Botanist and Plant Explorer
Chapel Hill, N.C.
“The Wild Camellias of Southwest China and Their Cultivated Derivatives”

November 4, 2006

Hypertufa Trough-Making Workshop (Raleigh)
Taught by Amelia Lane & Beth Jimenez
Registration and fee required (\$30)
Limited to eight registrants
All materials supplied

January 20, 2007

Richard “Dick Weaver
(former co-owner of We-Du Nursery)
Ocala, Fla.
“Orchids in the Garden”

February 17, 2007

Ellen Hornig
Seneca Hill Perennials
Oswego, N.Y.
“Before Zebra—and Beyond: the Plants I Grow in My Garden.”

March 17, 2007


John Elsley
Song Sparrow Nursery and Beaver Creek Nursery
Greenwood, S.C.
“Exciting New and Underutilized Plants for Local Landscapes”

April 21, 2007

Allen Bush
Jelitto Perennial Seeds
(former owner of Holbrook Farm & Nursery)
Louisville, Ky.
“What the Seed(y) Guy Grows in His Garden”

May 5, 2007

Picnic at Paul J. Ciener Botanical Garden
Kernersville, N.C.
Hosted by Todd Lasseigne



PIEDMONT CHAPTER SPRING PICNIC

Look for this mailbox at the entrance
of the garden of Suzanne Edney,
1004 Kelly Road.



a stewartia/hydrangea walk; bog gardens and rustic reading room to name a few of the enclosures. Mystery in the early open woodland began by obstructing views with the placement of hard structures; meandering the pathways or dropping in curtains of large evergreen plants. Guests are greeted with refreshed scenes and planting schemes each time a path switches direction, includes a step, or a surface underfoot changes from hard to soft.

Ideas for the gardens and pathways were dictated by the site and also more importantly by experiences over my lifetime. The entry courtyard 'floor' was inspired by a primitive stone garden at the Strybing Arboretum in San Francisco, CA. Camellia Forest Nursery's first home in Chapel Hill, NC's tall pine woods encouraged me to experiment with placements of numerous viburnums. Conifers became an early passion after seeing the collection at the National Arboretum in Washington DC; Longwood Gardens, Kennett Square, PA and Tony and Michelle Avent's first Dixie Trail garden in Raleigh, NC. Childhood recollections on Long Island, NY are of my dad's slate patio under a huge fir tree; a lilac alley; my mom's flower borders backed by trellised fences; grape arbors and fruit trees; and spending many a day on my best pal's parent's platform swing. Will Hooker, professor of Landscape Design in the Horticulture Dept. at N C State University, Raleigh, NC was my first mentor in the world of landscape design. He continues to instill fresh ideas in his innovative classes. A student project in a his 2003 Permaculture class prompted construction of the "Nubbin" (a 'living roof' arbor.)

I owe most of what has been my ongoing learning process of gardening and design to the late Dr. J. C. Raulston's seeds of inspiration planted for so many of us to nurture. One of his ideas was to harvest branches from sustainable crops of ornamental shrubs and trees such as deciduous and evergreen holly, various conifers, witch hazel, *Prunus Mume*, curly willow, pussy willow, rosemary and others. The 'winter interest' walk was planted shortly after he fostered this idea. Each year 1/3 of the branches of berries and blooms on plants located 10 years ago are cut, sorted, and either donated or sold for floral arrangements at holiday time.

I'm looking forward to hosting this year's spring picnic so that you can enjoy experiencing this garden in your own way. I will ask you to "look up" as I was taught to do

MEMBERSHIP FORM Piedmont Chapter, NARGS

The date on the mailing label indicates when your membership expires, i.e. July 2007 means you have one more year left. If your mailing label has July 2006 on it, your membership is due before the September meeting.

Please update your membership now instead of at the September meeting. This permits preparation of Name Tags for members of Active Status. Your cooperation will be appreciated.

Circle one:

Single Membership \$15 / Year

Household Membership \$20 / Year

Household Memberships will receive one copy of The Trillium.

Circle one: For number of years paid

1 Year

3 Years

5 Years

You can pay dues for multiple years.

PLEASE PRINT

NAME #1 (Last, First) _____

NAME #2 (Last, First) _____

ADDRESS _____

CITY _____ State/Zip _____

PHONE _____ E-mail _____

Are you a member of North American Rock Garden Society? Circle one: Yes No

Membership in NARGS is: \$30/year. Include in check to have it forwarded to NARGS secretary.

Checks made payable to: Piedmont Chapter, NARGS

Mail to: Bobby Wilder, Treasurer

2317 Elmsford Way, Raleigh NC 27608

Phone: 919-755-0480

Email address: wilder@nc.rr.com

Contact Bobby Wilder if you have questions.



**April 15, 2006
(Easter Weekend)**

**John Lonsdale
Exton, Pennsylvania**

**“Pushing the Limits: Growing
Challenging Plants in the
Open Garden”**

FREE TO A GOOD HOME

Rock Garden Quarterly (formerly Bulletin of the American Rock Garden Society) 1990—Present

If interested, contact Donna Maroni at dmaroni@email.unc.edu or (919)929-8863.

The Trillium, Newsletter of the Piedmont Chapter
The North American Rock Garden Society
1422 Lake Pine Drive, Cary, NC 27511

Place
Stamp
Here

First Class Mail

Mail label

BOARD OF DIRECTORS

Bobby Ward, Chair

biblio@nc.rr.com

919-781-3291

930 Wimbleton Dr, Raleigh 27609

Mike Chelednik, Program Chair

m20361@yahoo.com

919-260-8772

223 Blairwood Dr, Fuquay-Varina 27526

Bobby Wilder, Treasurer

wilder@nc.rr.com

919-755-0480

2317 Elmsford Way, Raleigh 27608

Marian Stephenson, Past Chair

marian42836@yahoo.com

919-918-3580.

750 Weaver Dairy Rd, #205,CHill 27514

BOARD MEMBERS AT LARGE:

Kirt Cox kirtandcarolyn@mindspring.com

919-489-7892

2538 Sevier St, Durham 27705

Dave Duch dduch@nc.rr.com

919-467-0653

1422 Lake Pine Dr., Cary 27511

Tom Harville tomhar@bellsouth.net

919-851-5369

104 Birklands Dr., Cary 27511

Todd Lasseigne taxodium@mindspring.com

336-337-6919

523 S Bunker Hill Rd, Colfax, NC 27235

Marlyn Miller marlynmiller@earthlink.net

919-467-3554

1107 Imperial Rd, Cary, NC 27511

Trillium Editors:


Dave Duch and Marian Stephenson

OTHER SIGNIFICANT POSITIONS:

Sept. Plant Sale Manager: Kirtley Cox

Refreshments:Gwen and Maurice Farrier

Trees (Continued from page 5)

by an especially sensitive visitor from Vermont. Look up at the mature canopy where sunlight is jostled about by a myriad of trunks, branches and leaves that makes a garden like this possible. Designing has been on the ground with no ‘paper plans.’ Moving from ‘room’ to ‘room’ expect to enter each space fully, forgetting where you have been moments before. Finally and thoughtfully I will tell you what I have been told about these woods. Fairies live here. I invite you to come see the garden they have allowed me to create. 

Suzanne S. Edney

PLANT SWAP AT PICNIC!!

Remember to bring plants to the picnic to swap with other members. This has been a tradition at our spring picnics. Let’s maintain that tradition.